

Appendix C: MOE Waiver Request

This form must be used for the submission of a request for a waiver of the requirements noted below. For assistance, please contact your State mailbox, which is [State].oese@ed.gov .

State Ohio

On behalf of my State, I request a waiver of the following State maintenance of effort (MOE) requirements for the following fiscal years:

Please check all that apply:

Q1: State

- FY 2020 MOE requirement for elementary and secondary education under section 18008 of the CARES Act.
- FY 2020 MOE requirement for higher education under section 18008 of the CARES Act.
- FY 2021 MOE requirement for elementary and secondary education under section 18008 of the CARES Act.
- FY 2021 MOE requirement for higher education under section 18008 of the CARES Act.
- FY 2022 MOE requirement for elementary and secondary education under section 317(a) of the CRRSA Act and section 2004(a) of the ARP Act.
- FY 2022 MOE requirement for higher education under section 317(a) of the CRRSA Act and section 2004(a) of the ARP Act.
- FY 2023 MOE requirement for elementary and secondary education under section 2004(a) of the ARP Act.
- FY 2023 MOE requirement for higher education under section 2004(a) of the ARP Act.

Data for State support and overall State spending

A State must resubmit the baseline data for FYs 2017, 2018, and 2019 (baseline years) as part of this MOE waiver request. If these baseline data differ from a State’s previously submitted data, please provide a description of the reason for the change. Additionally, a State must submit MOE data for the years in which it is requesting this waiver.

	State support for elementary and secondary education	State support for higher education	Overall State spending *
FY 2017	\$9,056,003,410.98	\$2,537,179,860.04/ \$6,384.91 per FTE	\$36,806,746,776.69
FY 2018	\$9,162,381,886.72	\$2,531,605,961.73/ \$6,444.88 per FTE	\$37,611,890,034.56
FY 2019	\$9,288,938,732.78	\$2,568,914,079.45/ \$6,553.15 per FTE	\$38,110,905,439.32
FY 2020	\$9,308,617,375.20	\$2,578,564,078.86/ \$6,638.26 per FTE	\$38,865,549,488.89
FY 2021	\$9,659,523,018.69	\$2,655,977,853.91/ \$6,873.46 per FTE	\$38,615,721,059.73
FY 2022	\$10,128,261,699.94	\$2,713,031,059.95/ \$7,226.53 per FTE	\$41,336,352,061.27
FY 2023	\$10,464,126,000.19	\$2,717,345,404.25/ \$7,784.89 per FTE	\$43,433,651,801.85

*For overall State spending, a State may request a waiver based on final allocations or appropriations. For more information, see FAQ 10.

Additional submission requirements

1. A description of the extent to which the State experienced fiscal burdens in preventing, preparing for, and responding to the coronavirus and an explanation of how those fiscal burdens affected the State’s ability to maintain fiscal effort (e.g., the status of and any changes to the State’s rainy-day fund, whether the State experienced a decline in revenues, or an increase in other emergency expenses resulting from the pandemic, such as expenses related to health care, unemployment insurance, or support for small businesses); and

As discussed in the attached memo, new, or additional spending was often in response to issues that were amplified by the coronavirus pandemic. For example, broadband connectivity was identified as a major barrier to accessing the modern economy, education system, and healthcare. As a result, additional resources were invested to expand access. Because of these additional investments made to programs such as broadband, low-income energy assistance, and children’s services, higher education spending slightly decreased as a percentage of the overall State budget.

2. Documentation and data supporting the description of the State’s fiscal burdens (e.g., revenue data, appropriation tables, unemployment statistics, etc.) including any State action that impacted State revenue (e.g., tax increases or decreases).

While state support for higher education has grown over the years, other spending categories have received additional investment as well. Proportionally, the general government, justice, and human services spending categories have grown faster than higher education relative to baseline averages. Table 1 (displayed below) shows spending increases in other categories that were often in response to the pandemic. Tables 2 and 3 (displayed below) also demonstrate that state support for higher education has continued to grow compared to baseline year averages on a category and per-pupil basis.

Table 1: compares baseline expenditure averages from FY 2017-FY 2019 to FY 2023 actual expenditure data. The chart shows that general government, justice and public protection, and health and human services slightly outpaced higher education growth. As mentioned, the variation was often in response to the pandemic.

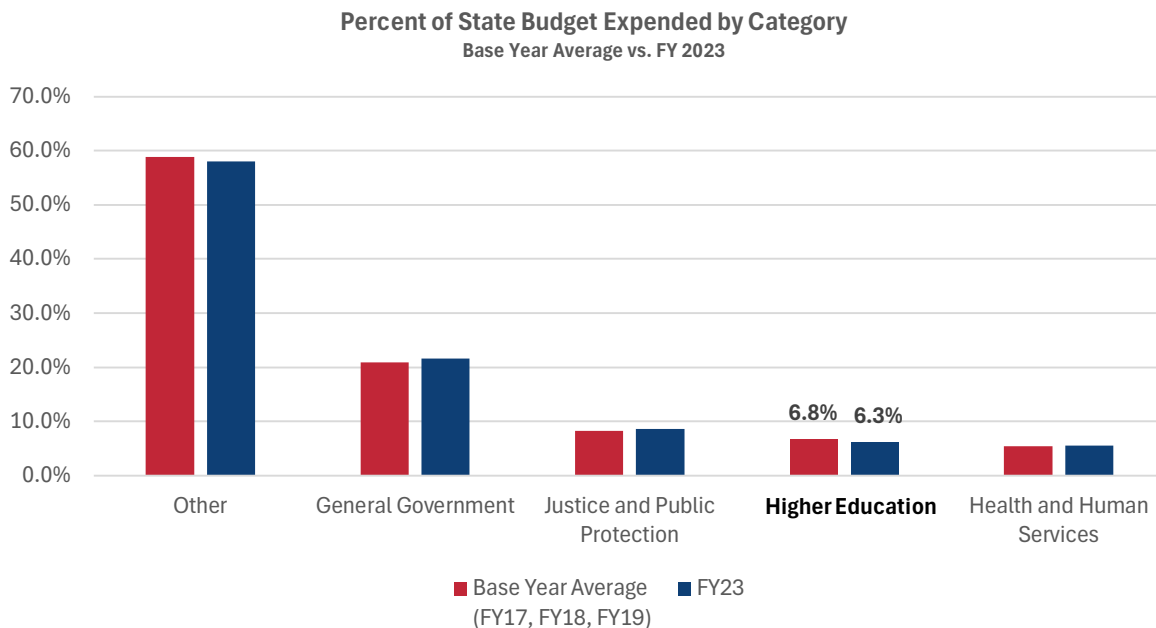


Table 2: reflects higher education spending growth by fiscal year from baseline average through fiscal year 2023. This table also shows FY 2024 appropriation levels and percentage variance from the baseline average.

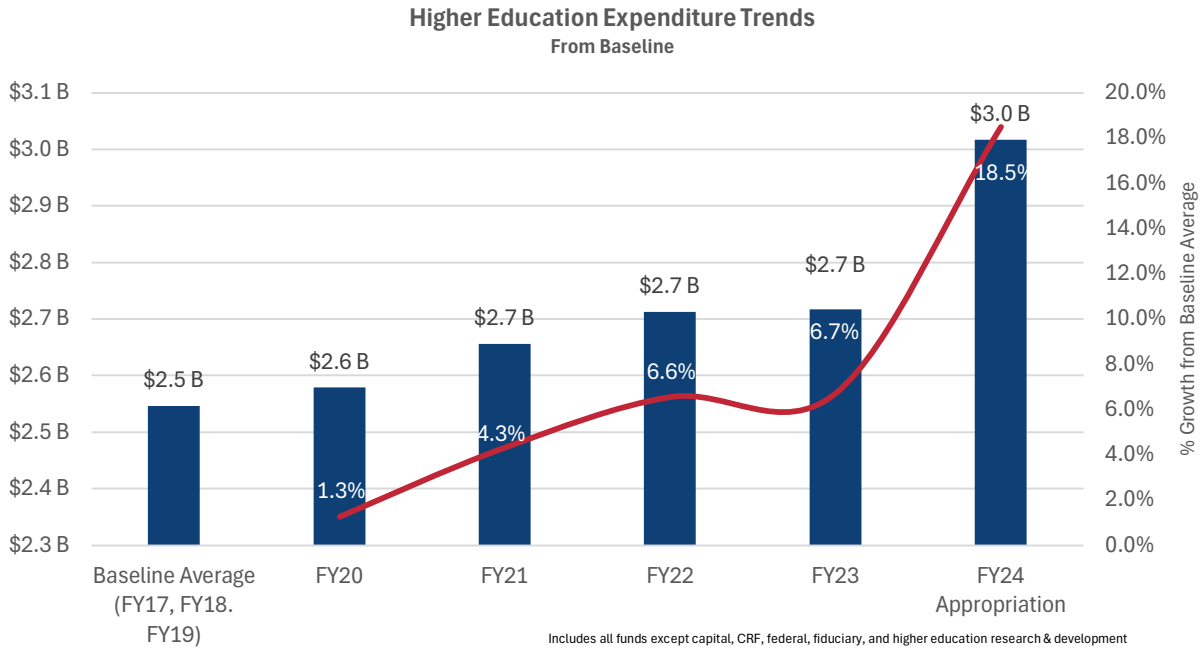
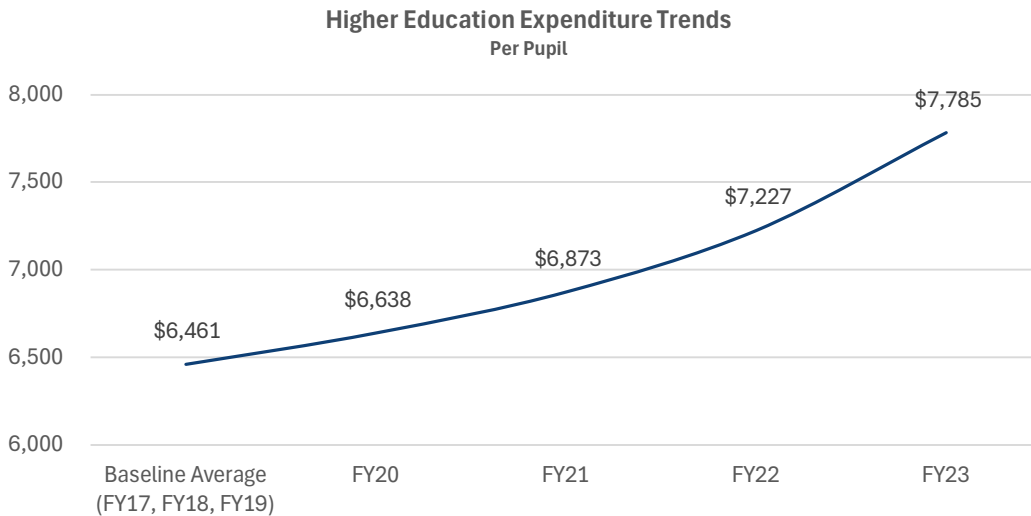


Table 3: reflects higher education spending growth per pupil from baseline average through fiscal year 2023.



- In addition, in its waiver request, a State should submit information on the relevant factors listed below to support its request. The Secretary may ask States for additional information after States submit the MOE waiver request form.

Compared to baseline fiscal year averages, State support for higher education increased by \$171.4 million (6.7%) in fiscal year 2023. As mentioned above, relative to other spending categories, higher education grew at a slower pace. As a result, Ohio did not meet fiscal year 2023 MOE requirements defined under Section 2004(a) of ARP. Looking ahead, higher education appropriations total \$3.0 billion in FY 2024, an increase of \$303.8 million (11.2%) from FY 2023 actual expenditure levels. This additional investment, coupled with declining enrollment, demonstrates the State’s commitment to higher education on a category and per pupil basis.

In determining whether to grant a State an MOE waiver, the Secretary may consider factors such as:

Has the State increased support for education?

The Department understands that it is possible that a State has maintained or increased overall funding for education and the proportion of the State budget for education has still declined because of increases in other areas of the budget (e.g., public health). In these cases, the Secretary may consider:

- Has total State funding for K-12 education and for higher education (calculated separately) increased from the prior fiscal year?
- Has total State funding for K-12 education and for higher education (calculated separately) increased over time (e.g., since baseline years)?
- Has per-pupil State funding for K-12 education and for higher education (calculated separately) increased from the prior fiscal year?
- Has per-pupil State funding for K-12 education and for higher education (calculated separately) increased over time (e.g., since baseline years)?
- Has the State appropriated an increase in State funding for K-12 education and for higher education for future fiscal years?

Are there exceptional circumstances that caused the State to be unable to maintain support for education?

If a State's support for education declined, the Secretary may consider:

- Are there specific severe effects of the COVID-19 pandemic on the State's economy that necessitated reductions in support for elementary and secondary education and for higher education?
- What steps did the State take to avoid and/or minimize such reductions?
- Did the State use Coronavirus State and Local Fiscal Recovery Funds awarded by the U.S. Department of the Treasury under section 9901 of the ARP Act to support elementary and secondary education and higher education?
- How did reductions in support for elementary and secondary education and for higher education compare to other budget categories?
- Did the State take steps that reduced or will it take steps to proactively reduce its financial resources in a way that impacted or will impact its ability to meet MOE requirements (e.g., tax changes (and in what context), additional contributions to rainy day funds)? If so, what was the impact of the reduction (e.g., to what extent were its resources reduced or will its resources be reduced)?

Has the State used or will it use ESSER, GEER, or Higher Education Emergency Relief (HEER) funding to replace State funding for education?

It is important for the Department to understand the State's use of pandemic-related Federal funds when reviewing a request for a waiver. The Secretary may therefore consider:

- Will all unallocated ESSER or GEER funds relevant to the waiver be used to provide net new resources to K-12 schools and to higher education and not be used to replace existing State commitments to K-12 education and to higher education?
- Will all unallocated HEER funds be used to provide net new resources to higher education and not be used to replace existing State commitments to higher education?
- Has the State previously used any ESSER, GEER, or HEER funds to replace State funding for education?

To the best of my knowledge and belief, all of the information in this MOE data submission are true and correct and the failure to submit accurate data may result in liability under the False Claims Act, 31 U.S.C. § 3729 et seq.; OMB Guidelines to Agencies on Governmentwide Debarment and Suspension (Nonprocurement) in 2 CFR part 180, as adopted and amended as regulations of the Department in 2 CFR part 3485; and 18 USC § 1001, as appropriate, and other enforcement actions.

Kimberly Murnieks, Director, Office of Budget and Management 614-949-7550
Governor or Chief State School Officer or Authorized Representative (Typed or Printed Name) Telephone

Signature of Governor or Chief State School Officer or Authorized Representative Date
3/4/2024

Public Burden Statement

According to the Paperwork Reduction Act of 1995, no persons are required to respond to a collection of information unless such collection displays a valid OMB control number. The valid OMB control number for this information collection is 1810-0745. Public reporting burden for this collection of information is estimated to average 2 hours per response, including time for reviewing instructions, searching existing data sources, gathering and maintaining the data needed, and completing and reviewing the collection of information. The obligation to respond to this collection is required to obtain or retain benefit under section 18008 of the Coronavirus Aid, Relief, and Economic Security Act (CARES) Act, Division M, Section 317 of the Coronavirus Response and Relief Supplemental Appropriations Act, 2021 (CRRSA) Act, and Section 2004(a) of the American Rescue Plan Act of 2021 (ARP Act) If you have any comments concerning the accuracy of the time estimate, suggestions for improving this individual collection, or if you have comments or concerns regarding the status of your individual form, application or survey, please contact Britt Jung, Office of State and Grantee Relations, Office of Elementary and Secondary Education, U.S. Department of Education, 400 Maryland Avenue, SW, Washington, DC 20202-6450, email: SGR@ed.gov directly.