

EXAMINING

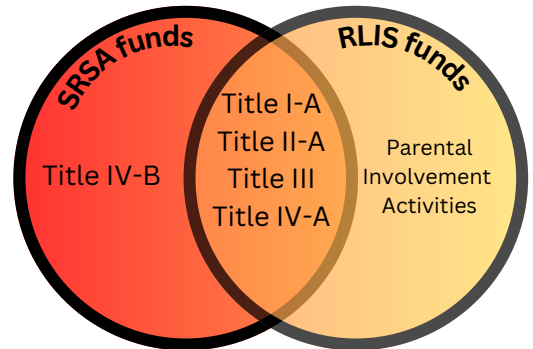
REAP USE OF FUNDS

In fiscal year (FY) 2023 REAP distributed nearly \$214,000,000.

These funds were split evenly between the SRSA and RLIS programs. Here we explore the distribution and use of those funds.

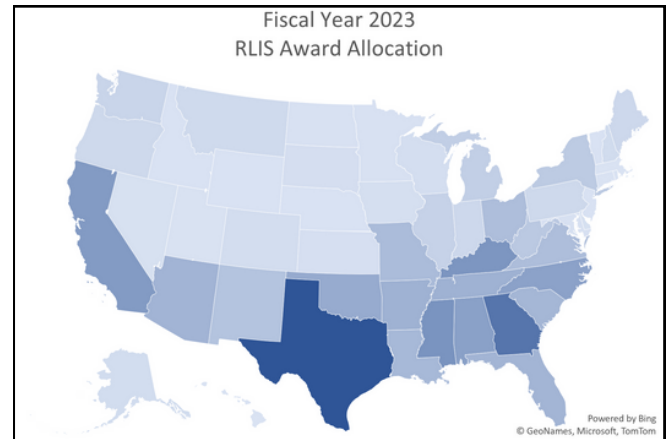
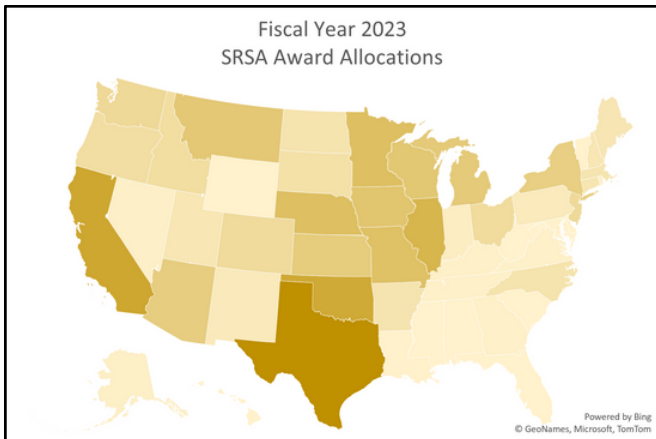
BACKGROUND- ALLOWABLE USES OF REAP FUNDS

REAP is designed to help rural LEAs use Federal resources more effectively to address their unique needs. REAP's flexible formula grants enable rural LEAs to participate more fully and effectively in many of the ESEA programs. Allowable uses of REAP funds are informed by other ESEA Title programs, as outlined in the graphic on the right.



WHERE DID REAP DOLLARS GO?

The SRSA and RLIS programs each granted approximately \$107,000,000. These maps represent the distribution of REAP awards by dollar amount within each program. Darker colors represent higher dollar award amounts. Through this we can see that, generally, SRSA grants are larger in the Midwest and Western states, while RLIS funds are utilized more in the Southeast.



HOW DID LEAS INTEND TO USE THEIR SRSA FUNDS?

Here we can see that over the last three fiscal years our top five uses of funds have been Technology, Staff Compensation, Instructional Materials, Professional Development, and Supplemental Activities. We can see slight year to year fluctuations, but overall rankings remain consistent throughout the timeframe.

