


Assistance for Arts Education (AAE) Pre-Application Meeting



U.S. Department of Education
Office of Elementary and Secondary Education
Office of Well-Rounded Education Programs



Where to Find Assistance

This pre-application recording, the accompanying slides, and information regarding the AAE program is posted to the AAE program website:

<https://oese.ed.gov/offices/office-of-discretionary-grants-support-services/well-rounded-education-programs/assistance-for-arts-education>

Please email **AssistanceforArtsEducation@ed.gov** with any questions.



Office of Well-Rounded Education

AAE PROGRAM STAFF

Jennifer Todd, Director, OWRE

Bonnie Carter, Group Leader, AAE

Sharon Burton, Program Officer, AAE

Asheley McBride, Program Officer, AAE



Agenda:

1. Legislation and Program Purpose
2. Competition Overview
3. Eligibility
4. Priorities – Absolute and Competitive
5. Selection Criteria
6. Budget
7. Application Submission



The background of the slide is an abstract painting. It features thick, textured brushstrokes in a variety of colors. On the left, there are deep blue and purple tones. Moving towards the center and right, the colors transition into bright reds, oranges, and yellows. A paintbrush with a black handle and light-colored bristles is positioned on the right side of the image, its tip resting on a thick layer of orange and yellow paint. The overall composition is dynamic and artistic.

PROGRAM PURPOSE & OVERVIEW

AAE Program Legislation & Purpose

The AAE program includes the Arts in Education National Program (AENP) and is authorized under Title IV, part F, subpart 4 of the Elementary and Secondary Education Act of 1965, as amended (ESEA).

The AAE program promotes arts education for students, including disadvantaged students and students who are children with disabilities, through activities such as:

- (a) professional development for arts educators, teachers, and principals;
- (b) development and dissemination of accessible instructional materials and arts-based educational programming, including online resources, in multiple arts disciplines; and
- (c) community and national outreach activities that strengthen and expand partnerships among schools, local educational agencies (LEAs), communities, or centers for the arts, including national centers for the arts.

Updates for FY 2022

- The Consolidated Appropriations Act for 2022 directs the Department to carry out a separate competition for eligible national nonprofit organizations and to award prior experience points to applicants that have conducted an Arts in Education National Program (AENP) project.
- 1 Grant for up to \$8,000,000 will be awarded.
- Grant project period is 36 months



ELIGIBILITY

AAE Applicant Eligibility

Eligible applicants for this program are eligible national nonprofit organizations.

An eligible national nonprofit organization is an organization of national scope that—

- (1) Is supported by staff, which may include volunteers, or affiliates at the State and local levels; and
- (2) Demonstrates effectiveness or high-quality plans for addressing arts education activities for disadvantaged students or students who are children with disabilities.

AAE Applicant Eligibility

Non-Profit Organizations

Nonprofit organizations must demonstrate status by providing the following documentation:

- (1) Proof that the Internal Revenue Service currently recognizes the applicant as an organization to which contributions are tax deductible under section 501(c)(3) of the Internal Revenue Code;
- (2) A statement from a State taxing body or the State attorney general certifying that the organization is a nonprofit organization operating within the State and that no part of its net earnings may lawfully benefit any private shareholder or individual;
- (3) A certified copy of the applicant's certificate of incorporation or similar document if it clearly establishes the nonprofit status of the applicant; or
- (4) Any item described above if that item applies to a State or national parent organization, together with a statement by the State or parent organization that the applicant is a local nonprofit affiliate.



PRIORITIES

Absolute Priority

One or more high-quality arts education projects that:

1. Support community and national outreach activities that strengthen and expand partnerships among schools, local educational agencies (LEAs), communities, or centers for the arts, including national centers for the arts;
2. Are designed to implement, or expand, initiatives in arts education and arts integration; **and**
3. Have a special emphasis on serving children from low-income families and children with disabilities.

Note: To meet part 3 of this priority, applicants must submit supporting data identifying the population of students that meet the definition of “child from a low-income family” and the population of students that meet the definition of “child with a disability.” The supporting data for a child from a low-income family will reflect the data used by the LEA referred to in the definition of “child from a low-income family” in this notice.

Absolute Priority (cont.)

Child from a low-income family means a child who is determined by a State or LEA to be a child, in prekindergarten through grade 12:

- (a) who is in poverty according to the most recent census data,
- (b) who is eligible for free or reduced-price lunches under the Richard B. Russell National School Lunch Act,
- (c) whose family is receiving assistance under the State program funded under part A of title IV of the Social Security Act,
- (d) who is eligible to receive medical assistance under the Medicaid program, or
- (e) who is in poverty under a composite of such indicators.

Competitive Preference Priority

We award an additional 10 points to an application that meets this priority.

This priority is:

The Department gives priority to an eligible national nonprofit organization that has previously implemented a large-scale AENP project.

SELECTION CRITERIA



Significance (up to 20 points)

The Secretary considers the significance of the proposed project. (2)
In determining the significance of the proposed project, the Secretary considers the following factors:

- (i) The national significance of the proposed project.
- (ii) The extent to which the results of the proposed project are to be disseminated in ways that will enable others to use the information or strategies.
- (iii) The importance or magnitude of the results or outcomes likely to be attained by the proposed project, especially improvements in teaching and student achievement.

Quality of Project Design (up to 35 points)

- (1) The Secretary considers the quality of the design of the proposed project.*
- (2) In determining the quality of the design of the proposed project, the Secretary considers the following factors:*
 - (i) The extent to which the proposed project will provide community and national outreach activities that strengthen and expand partnerships among schools, LEAs, communities, or centers for the arts, including national centers for the arts.
 - (ii) The extent to which the proposed project is appropriate to, and will successfully address, the arts education needs of pre-kindergarten-through-grade-12 children and youth, with special emphasis on serving children from low-income families and children with disabilities;

Quality of Project Design (CONT.)

- (iii) The extent to which the proposed project will integrate with or build on similar or related efforts to improve relevant outcomes (as defined in the notice), using existing funding streams from other programs or policies supported by community, State, and Federal resources.
- (iv) The extent to which the proposed project demonstrates a rationale (as defined in the notice).

Demonstrates A Rationale

Demonstrates a rationale means a key project component included in the project's logic model is informed by research or evaluation findings that suggest the project component is likely to improve relevant outcomes.

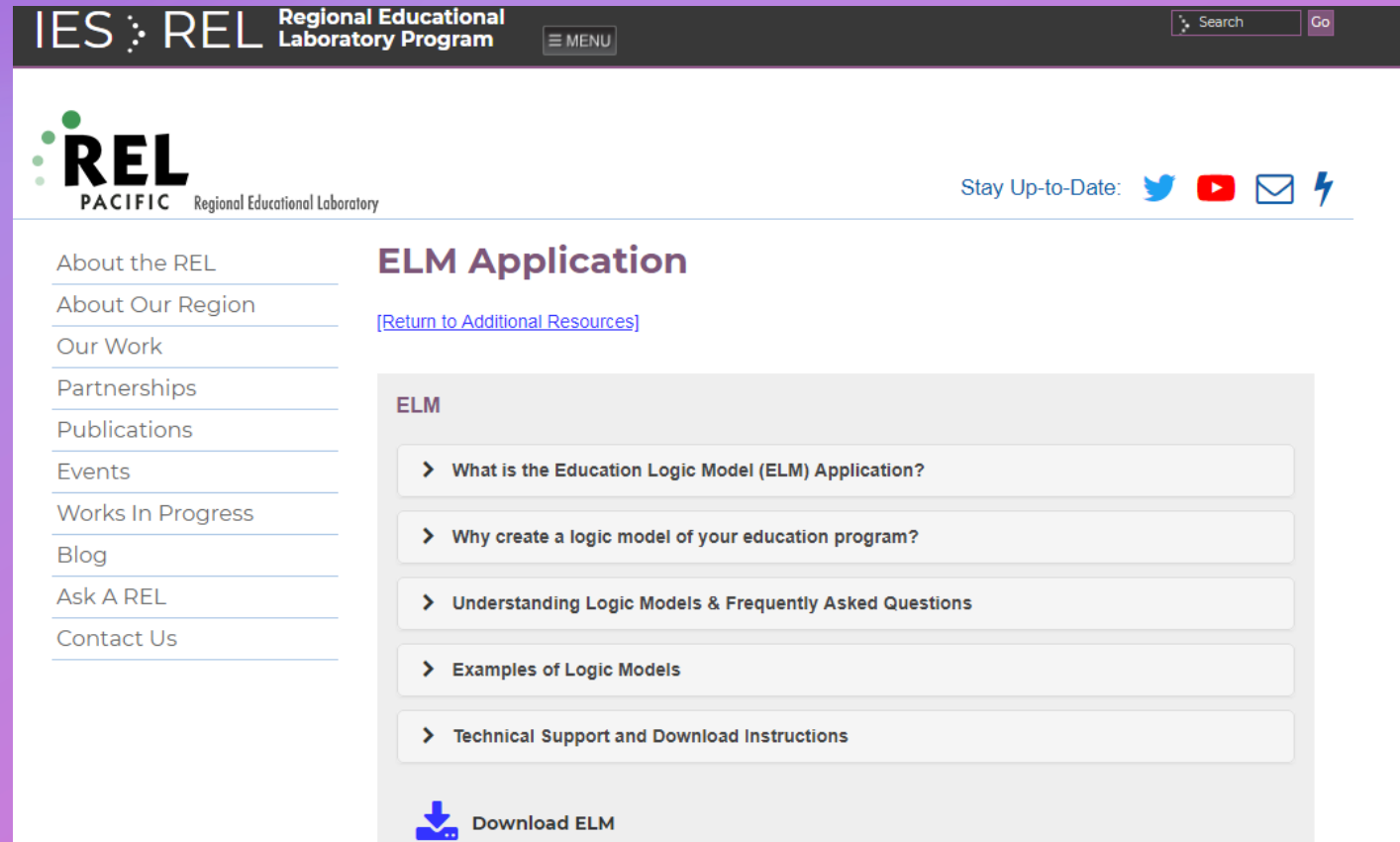
Logic model (also referred to as a theory of action) means a framework that identifies key project components of the proposed project (*i.e.*, the active “ingredients” that are hypothesized to be critical to achieving the relevant outcomes) and describes the theoretical and operational relationships among the key project components and relevant outcomes.

Demonstrates A Rationale (continued)

Project component means an activity, strategy, intervention, process, product, practice, or policy included in a project. Evidence may pertain to an individual project component or to a combination of project components (*e.g.*, training teachers on instructional practices for English learners and follow-on coaching for these teachers).

Relevant outcome means the student outcome(s) or other outcome(s) the key project component is designed to improve, consistent with the specific goals of the program.

Logic Model Resources



The screenshot displays the IES REL Pacific website. The top navigation bar includes the IES REL logo, the text "Regional Educational Laboratory Program", a "MENU" button, a search bar with a "Go" button, and social media icons for Twitter, YouTube, email, and a lightning bolt. The main content area features a left sidebar with links: "About the REL", "About Our Region", "Our Work", "Partnerships", "Publications", "Events", "Works In Progress", "Blog", "Ask A REL", and "Contact Us". The main heading is "ELM Application", with a link "[Return to Additional Resources]". Below this is a section titled "ELM" containing five expandable items: "What is the Education Logic Model (ELM) Application?", "Why create a logic model of your education program?", "Understanding Logic Models & Frequently Asked Questions", "Examples of Logic Models", and "Technical Support and Download Instructions". At the bottom of this section is a "Download ELM" button with a download icon.

IES REL Regional Educational Laboratory Program

Search Go

REL PACIFIC Regional Educational Laboratory

Stay Up-to-Date: Twitter YouTube Email Lightning Bolt

About the REL

About Our Region

Our Work

Partnerships

Publications

Events

Works In Progress

Blog

Ask A REL

Contact Us

ELM Application

[\[Return to Additional Resources\]](#)

ELM

- > What is the Education Logic Model (ELM) Application?
- > Why create a logic model of your education program?
- > Understanding Logic Models & Frequently Asked Questions
- > Examples of Logic Models
- > Technical Support and Download Instructions

Download ELM

<https://ies.ed.gov/ncee/edlabs/regions/pacific/elm.asp>

Quality of Project Services (Up to 25 points)

*The Secretary considers the quality of the services to be provided by the proposed project. (2) In determining the quality of the services to be provided by the proposed project, the Secretary considers the quality and sufficiency of strategies for **ensuring equal access and treatment for eligible project participants who are members of groups that have traditionally been underrepresented based on race, color, national origin, gender, age, or disability.***

Quality of Project Services (Continued)

(3) In addition, the Secretary considers the following factors:

- (i) The likely impact of the services to be provided by the proposed project on the intended recipients of those services.
- (ii) The extent to which the training or professional development services to be provided by the proposed project are of sufficient quality, intensity, and duration to lead to improvements in practice among the recipients of those services.
- (iii) The extent to which the services to be provided by the proposed project involve the collaboration of appropriate partners for maximizing the effectiveness of project services.

Quality of Evaluation

(Up to 20 Points)

(1) The Secretary considers the quality of the evaluation to be conducted of the proposed project. (2) In determining the quality of the evaluation, the Secretary considers the following factors:

- (i) The extent to which the methods of evaluation include the use of objective performance measures that are clearly related to the intended outcomes of the project and will produce quantitative and qualitative data to the extent possible.
- (ii) The extent to which the methods of evaluation will provide performance feedback and permit periodic assessment of progress toward achieving intended outcomes.
- (iii) The extent to which the methods of evaluation will, if well implemented, produce promising evidence (as defined in the notice) about the project's effectiveness.

Promising Evidence

Promising evidence means that there is evidence of the effectiveness of a key project component in improving a relevant outcome, based on a relevant finding from one of the following:

- (i) A practice guide prepared by WWC reporting a “strong evidence base” or “moderate evidence base” for the corresponding practice guide recommendation;
- (ii) (ii) An intervention report prepared by the WWC reporting a “positive effect” or “potentially positive effect” on a relevant outcome with no reporting of a “negative effect” or “potentially negative effect” on a relevant outcome; or

Promising Evidence (continued)

(iii) A single study assessed by the Department, as appropriate, that—

(A) Is an experimental study, a quasi-experimental design study, or a well-designed and well-implemented correlational study with statistical controls for selection bias (e.g., a study using regression methods to account for differences between a treatment group and a comparison group); and

(B) Includes at least one statistically significant and positive (i.e., favorable) effect on a relevant outcome.

GPRA Performance Measures

- (1) The total number of students who participate in arts education sponsored by the grantee;
- (2) The number of teachers participating in the grantee's program who receive professional development;
- (3) The total number of low-income students who participate in arts education sponsored by the grantee; and
- (4) The total number of children with disabilities who participate in arts education sponsored by the grantee.



BUDGET INFORMATION

Budgets

These are discretionary grant awards with a project period of 36 months.

Budget for full 3-year period.

Budget Information in Application

14. FUNDING PERIOD:	
a. Start Date: <input type="text"/>	b. End Date: <input type="text"/>
15. ESTIMATED FUNDING:	
a. Federal (\$): <input type="text"/>	b. Match (\$): <input type="text"/>

Federal Box: Estimated Funding amount for Federal dollars should reflect the full amount for the 3-year award period.

Budget Information in Application

U.S. DEPARTMENT OF EDUCATION BUDGET INFORMATION NON-CONSTRUCTION PROGRAMS					OMB Control Number: 1894-0008 Expiration Date: 08/31/2020	
Name of Institution/Organization			Applicants requesting funding for only one year should complete the column under "Project Year 1." Applicants requesting funding for multi-year grants should complete all applicable columns. Please read all instructions before completing form.			
SECTION A - BUDGET SUMMARY U.S. DEPARTMENT OF EDUCATION FUNDS						
Budget Categories	Project Year 1 (a)	Project Year 2 (b)	Project Year 3 (c)	Project Year 4 (d)	Project Year 5 (e)	Total (f)
1. Personnel						
2. Fringe Benefits						
3. Travel						
4. Equipment						
5. Supplies						
6. Contractual						
7. Construction						
8. Other						
9. Total Direct Costs (lines 1-8)						
10. Indirect Costs *Enter Rate Applied _____						
11. Training Stipends						
12. Total Costs (lines 9-11)						
<p>*Indirect Cost Information (To Be Completed by Your Business Office):</p> <p>If you are requesting reimbursement for indirect costs on line 10, please answer the following questions:</p> <p>(1) Do you have an Indirect Cost Rate Agreement approved by the Federal government? <input type="checkbox"/> Yes <input type="checkbox"/> No.</p> <p>(2) If yes, please provide the following information: Period Covered by the Indirect Cost Rate Agreement: From: ____/____/____ To: ____/____/____ (mm/dd/yyyy) Approving Federal agency: ____ED ____Other (please specify): ____ The Indirect Cost Rate is ____%</p> <p>(3) If this is your first Federal grant, and you do not have an approved indirect cost rate agreement, are not a State, Local government or Indian Tribe, and are not funded under a training rate program or a restricted rate program, do you want to use the de minimis rate of 10% of MTDC? <input type="checkbox"/> Yes <input type="checkbox"/> No. If yes, you must comply with the requirements of 2 CFR § 200.414(f).</p> <p>(4) If you do not have an approved indirect cost rate agreement, do you want to use the temporary rate of 10% of budgeted salaries and wages? <input type="checkbox"/> Yes <input type="checkbox"/> No. If yes, you must submit a proposed indirect cost rate agreement within 90 days after the date your grant is awarded, as required by 34 CFR § 75.560.</p> <p>(5) For Restricted Rate Programs (check one) -- Are you using a restricted indirect cost rate that: ____ Is included in your approved Indirect Cost Rate Agreement? Or ____ Complies with 34 CFR 76.564(c)(2)? The Restricted Indirect Cost Rate is ____%</p> <p>(6) For Training Rate Programs (check one) -- Are you using a rate that: ____ Is based on the training rate of 8 percent of MTDC (See EDGAR § 75.562(c)(4))? Or ____ Is included in your approved Indirect Cost Rate Agreement, because it is lower than the training rate of 8 percent of MTDC (See EDGAR § 75.562(c)(4)).</p>						

Budget Narrative

Budget narrative:

- Personnel
- Fringe Benefits
- Travel
- Equipment
- Supplies
- Contractual

Restricted Indirect Costs: You must use your restricted indirect cost rate because this program is subject to a supplanting prohibition.



APPLICATION SUBMISSION

Application Submission Process

Review NIA and the Application Package



Register with Grants.gov



Application Deadline: June 30, 2022



Confirm submission & track application in Grants.gov

What is GRANTS.GOV

- A Federal portal that allows users to electronically find, apply for and manage Federal Grant Opportunities.
- This program requires the electronic submission of applications--specific requirements and instructions can be found in the Federal Register notice. Please note that you must follow the Application Procedures as described in the Federal Register notice announcing the grant competition.
- We will reject your application if you submit it in paper format unless, as described in the Federal Register notice for this competition, you qualify for one of the exceptions to the electronic submission requirement and submit, no later than two weeks before the application deadline date, a written statement to the Department that you qualify for one of these exceptions.

GRANTS.GOV Tips

- A Grants.gov applicant must apply online using Workspace, a shared environment where members of a grant team may simultaneously access and edit different web forms within an application. An applicant can create an individual Workspace for each application notice and establish for that application a collaborative application package that allows more than one person in the applicant's organization to work concurrently on an application. Additional details regarding applying and using workspace can be found at this link <https://www.grants.gov/web/grants/applicants/workspace-overview.html>
- For access to further instructions on how to apply using Grants.gov, refer to: www.grants.gov/web/grants/applicants/apply-for-grants.html.
- You may access the electronic grant applications at www.Grants.gov. You must search for the downloadable application package for this competition by the CFDA number. Do not include the CFDA number's alpha suffix in your search (e.g., search for 84.351 not 84.351A).
- Applicants MUST register with Grants.gov and System Award Management (SAM) system in order to submit applications using Grants.gov.
- Current registrants should confirm that your Grants.gov and SAM accounts are active and up to date.

Unique Entity ID (UEI)

UEI Replaces DUNS number

- As of April 4, 2022 the federal government no longer uses DUNS Numbers to identify entities. Now entities use the Unique Entity ID.
- If an entity is already registered in sam.gov, an EUI has already been assigned to that entity. This also includes inactive registrations.
- If an entity does not have a sam.gov registration they must register in SAM.gov and follow the steps below:
 - 1.) Create a new registration by clicking on the “Get Started” link under the “Register Your Entity...” heading in SAM.gov.
 - 2.) Complete the “Register Entity” registration option and NOT the “Get a Unique Entity ID” option. The “Get a Unique Entity ID” option, which is not a full registration, is only available to entities for reporting purposes.
- Failing to complete the “Register Entity” option may result in loss of funding, loss of applicant eligibility, and/or delays in receiving a grant award.

<https://www2.ed.gov/about/offices/list/ofo/docs/unique-entity-identifier-transition-fact-sheet.pdf>

GRANTS.GOV (Continued)

Applications Submitted Electronically

Your application must be fully uploaded and submitted and must be date and time stamped by the Grants.gov system no later than 11:59:59 p.m., Eastern Time, on the application deadline date. Except as otherwise noted in Federal Register notice for this competition, we will not consider your application if it is date and time stamped by the Grants.gov system later than 11:59:59 p.m., Eastern Time, on the application deadline date.

You should review and follow the Education Submission Procedures for submitting an application through Grants.gov that are included in the application package to ensure that you submit your application in a timely manner to the Grants.gov system

GRANTS.GOV (Continued)

- You must attach any narrative sections of your application as files in either .pdf (Portable Document Format) or Microsoft Word. Although applicants have the option of uploading any narrative sections and all other attachments to their application in either PDF or Microsoft Word, we recommend applicants submit all documents as read-only flattened PDFs, meaning any fillable PDF files must be saved and submitted as non-fillable PDF files and not as interactive or fillable PDF files, to better ensure applications are processed in a more timely, accurate, and efficient manner.
- Extensions apply only to technical problems with the Grants.gov system. We will not grant you an extension if you failed to fully register in order to submit your application to Grants.gov (including with the required DUNS number and TIN currently registered in SAM) before the application deadline date and time or if the technical problem you experienced is unrelated to the Grants.gov system.

GRANTS.GOV (Continued)

- If electronic submission is not possible (e.g., you do not have access to the internet), you must provide a written statement that you intend to submit a paper application. Send your written statement no later than two weeks before the application deadline date (14 calendar days or, if the 14th calendar day before the application deadline date falls on a Federal holiday, the next business day following the Federal holiday).

GRANTS.GOV Tips (Continued)

- **REGISTER EARLY** – Grants.gov registration involves many steps including registration on SAM (www.sam.gov) which may take approximately one week to complete, but could take upwards of several weeks to complete, depending upon the completeness and accuracy of the data entered into the SAM database by an applicant. You may begin working on your application while completing the registration process, but you cannot submit an application until all of the Registration steps are complete. Please note that once your SAM registration is active, it will take 24-48 hours for the information to be available in Grants.gov, and before you can submit an application through Grants.gov. For detailed information on the Registration Steps, please go to: <http://www.grants.gov/web/grants/register.html> [Note: Your organization will need to update its SAM registration annually.]

Track Your Applicant Submission

- Track your application status and information by accessing the “Details” tab of the submitted Workspace, or you may track your application status by entering your Grant Tracking Number in the “Track My Application” page on Grants.gov.
- Problems With Submission: Contact the Grants.gov Help Desk at 1-800-518-4726 or at support@grants.gov.
- You must obtain a Grants.gov Help Desk Case Number and keep track of your progress to resolve the issue.

GRANTS.GOV Tips (Continued)

If the date/time received is later than 11:59:59 p.m. Eastern Time, on the deadline date, your application is late. If your application has a status of “Received” it is still awaiting validation by Grants.gov. Once validation is complete, the status will either change to “Validated” or “Rejected with Errors.” If the status is “Rejected with Errors,” your application has not been received successfully. Some of the reasons Grants.gov may reject an application can be found on the Grants.gov site: <http://www.grants.gov/web/grants/applicants/encountering-error-messages.html>.

For more detailed information on troubleshooting Adobe errors, you can review the Adobe Software Tip Sheet at: <http://www.grants.gov/web/grants/applicants/adobe-software-compatibility.html>

If you discover your application is late or has been rejected, please see the instructions below.

Note: You will receive a series of confirmations both online and via e-mail about the status of your application. Please do not rely solely on e-mail to confirm whether your application has been received timely and validated successfully.

GRANTS.GOV Submission Tips (Continued)

REGISTER EARLY for Grant.gov and SAM!

- Do It TODAY! This process may take DAYS to WEEKS to complete.

SUBMIT EARLY

- Depending on the size of the file, transmittal may take SEVERAL MINUTES to HOURS.
- Don't wait until the deadline date to submit. The system may be slow due to last minute submissions.

LATE APPLICATIONS WILL NOT BE READ!

- Applications that are time/date stamped after 11:59:59 p.m. Eastern Time, on the deadline date, will be marked late and will not be read. If your application has a status of "Received" it is still awaiting validation by Grants.gov. Once validation is complete, the status will either change to "Validated" or "Rejected with Errors." If the status is "Rejected with Errors," your application has not been received successfully.

GRANTS.GOV Helpful Hints

For additional information on the registration process please view the overview tutorial located on the Grants.gov website:


<https://www.grants.gov/web/grants/applicants/applicant-training.html>

Grants.gov Contact Center:


1-800-518-4726 or support@grants.gov.

Application Review Process


Reviewers will read applications, prepare a written evaluation, and score the applications assigned to their panel, using the selection criteria.



OESE will prepare a rank order of applications based on the evaluation of their quality by the peer reviewers according to the selection criteria.



The Secretary will make final awards after considering the rank ordering and other information.



Applicants will receive notification of application status (successful, unsuccessful). Applicants will receive application scores and comments.

Peer Reviewer Score Rubric

Maximum Point Value	Quality of Applicant's Response				
	Did Not Address	Poorly Addressed/ <i>Major Weaknesses</i>	Adequately Addressed/ <i>Some Weaknesses</i>	Well Addressed/ <i>Few or Minor Weaknesses</i>	Fully Addressed/Excele nt <i>No Weaknesses</i>
35	0	1-15	16-24	25-34	35
30	0	1-12	13-20	21-29	30
25	0	1-8	9-17	18-24	25
20	0	1-7	8-14	15-19	20

Tips for Applicants

- Carefully review the FY 2022 Notice Inviting Applications (NIA) and the application package. If you have questions contact AssistanceforArtsEducation@ed.gov.
- Ensure that you have reviewed and understand the priorities and selection criteria and that you are addressing all areas.
- Ensure that information is easy to follow. Organize your application according to the requirements, priorities and selection criteria.
- Be detailed yet concise in the application narrative.
- Clearly identify that you are applying for the CPP, if applicable.

Contact Us

For more information, please visit the AAE website:

<https://oese.ed.gov/offices/office-of-discretionary-grants-support-services/well-rounded-education-programs/assistance-for-arts-education/>

For additional questions, please email:

AssistanceforArtsEducation@ed.gov

